



# Digital Portfolio

Chris Huh



# Assignment 1 (Code Project)



Lesson 14: Project - Interactive Card

```
function draw() {  
  var rainbow = createSprite(200, 200);  
  rainbow.setAnimation(▼"rainbow"); background(▼"rainbow");  
  
  var bear = createSprite(200, 200);  
  bear.setAnimation(▼"bear");  
  var mic = createSprite(200, 300);  
  mic.setAnimation(▼"mic");  
  
  if (keyDown(▼"space")) {  
    playSound(▼"https://audio.code.org/winpoint1.mp3", ▼true);  
    var note = createSprite(50, 50);  
    note.scale = 0.25;  
    note.setAnimation(▼"note");  
    var note = createSprite(350, 50);  
    note.scale = 0.25;  
    note.setAnimation(▼"note");  
  }  
}
```

# Why did I select this assignment?

## 1. Final outcome of my favourite course from semester 1

ICT 9 was my favourite course in semester 1, as the learning environment was both positive and fun. As the final project of this course, we were assigned to make a project that incorporates as much coding we learned in this semester, which is this code project. This assignment was to create a card by using the code knowledge acquired throughout the semester.



# How does it represent my growth throughout the year?

1. **Incorporates all the coding I've learned throughout the course**



Throughout our semester, we worked on different subjects, including coding. By using the website, code.org, our class learned different styles of coding, such as HTML and CSS. I had basic knowledge about these types of coding, which increased throughout the course. In this final project, many components of both HTML and CSS were applied; therefore, this assignment shows my growth throughout the year



# What were some challenges I faced during this achievement and how did I overcome them?

## 1. Hard time choosing what kind of project to create

For this final assignment, we had much freedom on what kind of card to make. I was very confused in the beginning, as I did not know how my card would look and what the purpose of it would be. However, I got inspired by ideas that Mr. Baron and my peers shared with me, which allowed me to overcome this challenge.

## 2. Hard time choosing what kind of codes to incorporate



As there were many codes we learned throughout the year, I was unsure of

# What were some challenges I faced during this achievement and how did I overcome them?

what to incorporate into my project at first. For example, I faced difficulty in choosing whether to make a character move or change colours. I solved this problem by examining how each code fits into the project, which allowed me to conclude with my current output

```
package main

import "fmt"

func main() {
    ch := make(chan float64)
    ch <- 1.0e10 // magic number
    x, ok := <- ch
    defer fmt.Println(`exitting now`)
    go println(len("hello world!"))
    return
}
```



# Assignment 2 (French Conversation)

## French 9

(Chris)

(Ryan)

Bonjour!

Salut, comment t'appelles-tu?

Je suis Chris. Et toi?

Je suis Ryan.

Comment ça va?

Ça va très bien. Et toi?

Ça va comme ci comme ça

Quelle est votre nationalité?

Je suis coréen. Et toi?

Moi aussi! Je suis coréen


Est-ce que vous parlez coréen?

Oui, je parle coréen. Et toi?

Moi aussi. Je parle coréen

Quelle heure est-il?

Il est deux heures et demie

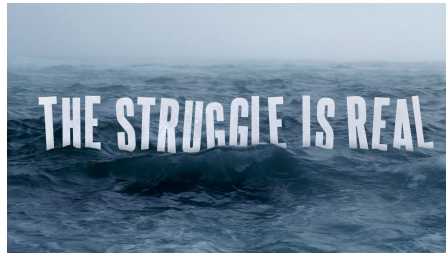




# Why did I select this assignment?

## 1. This is the most difficult assignment that I completed in semester 1


French was a very toil subject when semester 1 had just begun. As my knowledge on French was very shallow at that time, I struggled in this course. When I was just getting accustomed to this class, we got this project assigned to us. At first, both my partner and I had difficulty in coming up with what to do for our conversation. However, we worked hard together, which allowed for us to improve in the French language; therefore, overcoming the first steps of difficulty in learning French.



# How does it represent my growth throughout the year?

## 1. This represents the first steps of learning French

Throughout the semester, my class was assigned multiple conversations. This particular one was the first, and most difficult one out of them. This assignment shows the start of development throughout the semester. This project was when I first got to actually show what I've learned, and find out what I needed to improve on; therefore, this represents my growth



# What were some challenges I faced during this achievement and how did I overcome them?

## 1. It was difficult only using vocabulary from the first part of the textbook

For this assignment, Ms. Pain set restrictions on the vocabulary that were allowed to be used in our presentation. We were only allowed to use the first bit of the textbook, which did not have much content. Therefore, my partner and I had difficulty in creating the conversation. We overcame this challenge by asking Ms. Pain for help multiple times, when we were stuck. With much support from Ms. Pain, my partnership was able to get a satisfactory mark on this project.



# What are your goals in this class/activity/subject for the future? How might you use what you have learned in the future?




## 1. Beneficial to future French courses

As I plan to continue with French courses throughout the rest of high school, the knowledge I gained from French 9 would definitely benefit my learning in future courses.

## 2. Use this knowledge when visiting French speaking countries/regions

With the French I've learned, I would be able to initiate basic conversations with French-speakers. As some provinces in Canada are French-speaking, it is even more beneficial.

# Assignment 3 (RCM Piano Level 6)



# Why did I select this assignment?

## 1. My first RCM test

I started learning piano when I was in grade 2, but this was my first big test in my piano career. I spent much effort when preparing for this test; therefore, I am very proud of myself for successfully passing this test. That is why I chose this assignment for the extracurricular component.



**The Royal  
Conservatory**®  
The finest instrument is the mind.

# How does it represent my growth throughout the year?

## 1. Result of preparing this test for over an year

Since the winter of 2018, I started learning level 6 piano. Over the span of about an year, I greatly developed and enhanced my piano skills. As this test is the result of my development over the long time period, this assignment represent my growth throughout the year.

The image shows the year 2019 in large, 3D red numbers. Below the 2019, the year 2018 is visible in a lighter, semi-transparent grey color, suggesting a transition or comparison between the two years.

# What were some challenges I faced during this achievement and how did I overcome them?

## 1. Memorizing pieces

Memorizing my pieces for the test was very difficult. I had finalized my songs 3 months before the test, which was inadequate for perfect memorization. To overcome this challenge, I repeated parts of the pieces that I could not easily memorize, which greatly helped master the piano pieces.

## 2. Avoiding mistakes

Before the test, I constantly made many mistakes in all 5 songs. Therefore, both my piano teacher and I were very concerned that I would make numerous






# What were some challenges I faced during this achievement and how did I overcome them?

mistakes during the test. However, repeatedly practicing the difficult sections in slow tempo, helped decrease the number of errors.



REPETITION REPETITION REPETITION  
REPETITION REPETITION REPETITION  
REPETITION REPETITION REPETITION  
**REPETITION**  
REPETITION REPETITION REPETITION  
REPETITION REPETITION REPETITION  
REPETITION REPETITION REPETITION  
REPETITION REPETITION REPETITION

# What are your goals in this class/activity/subject for the future? How might you use what you have learned in the future?



## 1. Complete at least up to RCM piano level 10


My goal in piano is to complete up to RCM level 10. In this program, credit is gained from passing tests, which also counts as high school credits.

Completing level 10 piano is also a great accomplishment that could help me get into university. Therefore, I want to finish the final level of the program to get credits, but also to show my passion and perseverance in completing goals I set.

## 2. Use knowledge I gained from level 6 to help me on level 7

# What are your goals in this class/activity/subject for the future? How might you use what you have learned in the future?

With the different skills I have acquired when completing level 6, I want to be able to easily surpass level 7. During the span of working on level 6, my teacher taught me numerous strategies to improve my ability to play. With my enhanced skill, my goal for level 7 is to also pass the test in one try.



# Citations:

[https://upload.wikimedia.org/wikipedia/commons/thumb/6/61/HTML5\\_logo\\_and\\_wordmark.svg/1200px-HTML5\\_logo\\_and\\_wordmark.svg.png](https://upload.wikimedia.org/wikipedia/commons/thumb/6/61/HTML5_logo_and_wordmark.svg/1200px-HTML5_logo_and_wordmark.svg.png)  
[https://www.w3schools.com/whatis/img\\_css.jpg](https://www.w3schools.com/whatis/img_css.jpg)  
<https://i.pinimg.com/originals/8a/9c/1c/8a9c1cd69c4a06418a658763e03118b1.jpg>  
[https://moodle.org/pluginfile.php/50/local\\_plugins/plugin\\_screenshots/1927/codehighlight.png](https://moodle.org/pluginfile.php/50/local_plugins/plugin_screenshots/1927/codehighlight.png)  
[https://lh3.googleusercontent.com/proxy/o2PAtlq\\_tf0rqHSKBMI08-uRTwhRmsfYJOiuQLpMrraRgipY\\_v3b2RNoWzjDsX5kGdMNNktWw\\_G7w7xnYuFxu196IEISqM4PHtiXQBxi6xQNYw9rzMiZL5jIwpgkUOL-](https://lh3.googleusercontent.com/proxy/o2PAtlq_tf0rqHSKBMI08-uRTwhRmsfYJOiuQLpMrraRgipY_v3b2RNoWzjDsX5kGdMNNktWw_G7w7xnYuFxu196IEISqM4PHtiXQBxi6xQNYw9rzMiZL5jIwpgkUOL-)  
<https://cdn.britannica.com/82/682-050-8AA3D6A6/Flag-France.jpg>  
<https://www.hersheyfree.com/wp-content/uploads/2019/10/TSIR-Slide.jpg>  
<https://investorplace.com/wp-content/uploads/2019/07/growth-letters-arrow-up-768x432.jpg>  
<https://hip-books.com/wp-content/uploads/2019/05/20170621etexts.jpg>  
[https://upload.wikimedia.org/wikipedia/commons/thumb/3/3c/Quebec\\_in\\_Canada.svg/300px-Quebec\\_in\\_Canada.svg.png](https://upload.wikimedia.org/wikipedia/commons/thumb/3/3c/Quebec_in_Canada.svg/300px-Quebec_in_Canada.svg.png)  
<https://kawaiius.com/wp-content/uploads/2018/06/Kawai-RX-6-Grand-Piano.jpg>  
<https://www.long-mcquade.com/files/57131/0dfb8866d77244787ea0544514e39c52.jpg>  
[https://rcmusic-kentico-cdn.s3.amazonaws.com/rcm/media/logos/corporate/rcm\\_logo\\_white.png](https://rcmusic-kentico-cdn.s3.amazonaws.com/rcm/media/logos/corporate/rcm_logo_white.png)  
<https://dontmesswithtaxes.typepad.com/.a/6a00d8345157c669e2022ad3ac5c60200d-pi>  
<https://i.pinimg.com/originals/15/e1/44/15e1448aff067989819887028ebbd2af.jpg>  
[https://www.daringdiscoveries.com/uploads/6/9/5/7/69575543/repetition\\_orig.jpg](https://www.daringdiscoveries.com/uploads/6/9/5/7/69575543/repetition_orig.jpg)  
[https://www.tomleemusic.ca/media/catalog/product/cache/image/1000x1320/e9c3970ab036de70892d86c6d221abfe/1/7/178702\\_5.jpg](https://www.tomleemusic.ca/media/catalog/product/cache/image/1000x1320/e9c3970ab036de70892d86c6d221abfe/1/7/178702_5.jpg)  
[https://www.tomleemusic.ca/media/catalog/product/cache/image/1000x1320/e9c3970ab036de70892d86c6d221abfe/1/7/178699\\_5.jpg](https://www.tomleemusic.ca/media/catalog/product/cache/image/1000x1320/e9c3970ab036de70892d86c6d221abfe/1/7/178699_5.jpg)  
<https://studio.code.org/s/csd3-2019/stage/14/puzzle/8>